



CATALINA ISLAND CAMPS

2019 Summer Camp Handbook



Dear Campers:
Your adventure on Catalina Island is about to begin. Are you ready to have an amazing summer? This handbook has been created to help you and your parents prepare for your trip to Catalina Island Camps. Getting ready for camp is part of the fun. Read the information carefully, and give us a call or send us an e-mail if you have any questions. We're looking forward to seeing you this summer!

Tom and Maria Horner
Camp Directors

P.S. Check out our website at www.catalinaislandcamps.com. You'll find lots of cool pictures, videos and info about camp.

**Mainland office
contact information:**

707 W. Woodbury Road, Unit F
Altadena, CA 91001
(626) 296-4040
(626) 794-1401 FAX
info@catalinaislandcamps.com
www.catalinaislandcamps.com

Our Mission:

Catalina Island Camps develops life-long skills through fun and unique outdoor experiences in a community that cultivates respect for self, others, and the environment.



Table of Contents

Baggage and packing information	2
Clothing and Equipment List	3
Prohibited Items	3
Staying Connected	4
Emergency Contact	5
Parents Visiting Day	6
Flight Info	7
What to Expect While at Camp	8
Camp Store	9
Setting Your Child Up To Succeed At Camp	10
Map to the Catalina Express Terminal in San Pedro	15
A Note to Parents	16

Traveling to Camp

Campers depart from the Catalina Express Terminal in San Pedro (see map on page 15). Detailed information regarding departure and return times will be emailed to you in May.



Baggage and Packing Information

Camp is a great place to wear out old clothes and a bad place for new, expensive and/or favorite clothing and equipment!

What should I bring?

Try to stick to the packing list! Bringing too much stuff leads to a crowded and messy cabin. Bring simple clothing – camp is not a place to get fancy! And make sure everything is marked with your first AND last name.

What should I leave at home?


Tuxedos, ball gowns and high-heeled shoes. Oh, and anything that's expensive, brand-new or has great sentimental value. Don't bring anything with inappropriate logos/sayings or is too tight or too short. If your school won't allow you to wear it, chances are we won't either. We aren't trying to be the clothing police, we just want to make sure that camp is a safe and comfortable environment for everyone.

Can I bring my iPod or iPad? What about other electronic equipment?

We understand how important music is to young people...we also know how important it is for kids to "unplug" for a while during the summer. Here's our compromise: campers may bring an iPod or other music player with the understanding that they may only be used to listen to music during cabin time (immediately following lunch) and at bedtime and that camp will not be responsible for any lost, stolen or broken items. **No other electronic equipment will be allowed at camp.** This includes, but is not limited to, PSPs, Nintendo DS, Nintendo Switch, laptops, personal video players, iPads and phones. If you carry your music on a device that includes a phone, video, or games, you'll need to leave it at home.

Why can't I bring my phone to camp?

Camp is a place to make new friends, try new things and gain independence...pretty tough if you're texting friends from home all the time or calling your parents. Please leave your phone at home. Parents, we really need your help with this – it's especially difficult for us to enforce policies if parents aren't supportive. Exceptions are made for campers flying in from other parts of the country; their phones will be collected upon arrival and kept safe until their departure from camp.



What should I pack?

Duffel bags with wheels work best; remember, you'll be moving your luggage to your cabin so make sure it's manageable. Limit your luggage to two pieces (your sleeping bag counts as one!) and a daypack or carry-on bag.

Pack your own bag!

We highly recommend that you and your parents pack your bag together. That way you'll know where everything is, and you'll be able to re-pack when it's time to go home.



Clothing and Equipment List

This list is adequate for any length of stay; laundry is done for campers staying two weeks or longer. Remember to mark all items with the camper's FULL name!

Clothing

- 1 jacket for evening
- 2 sweatshirts
- 7 t-shirts
- 7 pair underwear
- 3 swim suits
- 1 rash guard or UV protection shirt
- 4 pair shorts
- 2 pair jeans or long pants
- 1 pair pajamas
- 1 hat with brim

Footwear

- 7 pair socks
- 1 pair tennis/running shoes
- 1 pair sandals/aqua socks for beach use
- 1 pair supportive shoes for hiking (i.e. not Vans, Converse or Keds)

Bedding/Towels

- 1 Sleeping bag
- 1 Pillow
- 2 towels (one for bathing, one for beach)
- 1 laundry bag

Toiletries

- Toothbrush and toothpaste
- Soap, shampoo
- Lotion
- Sunscreen (SPF 30+, waterproof is best)
- Lip balm (make sure it has sunscreen)
- Hairbrush

Equipment

- Canteen or leak-proof water bottle
- Small backpack
- Flashlight (with extra batteries)
- Stationery supplies

Optional Items

- Inexpensive camera
- Underwater camera
- Playing cards, simple board games
- Books
- Wetsuit (spring or shorty; camp has a supply campers may use while at camp)

Prohibited Items

- Cell phone
- Handheld game systems
- Personal DVD players
- Laptop
- Knives
- Weapons
- Animals
- Money
- iPod Touch
- iPad

Any device that stores & plays video, or can access the internet

These items will be collected upon arrival at camp and will be returned to the parents at the boat terminal.

Staying Connected

Camp is a wonderful time for campers to develop independent living skills, but it's also fun for them to get mail from home. Here are a few ways to stay in touch while they're at camp:

Mail (letters only)

Getting mail at camp is very exciting – four out of five campers surveyed still prefer letters and cards to e-mail and care packages (really!). Please allow three to five days for mail delivery from the Los Angeles area to the island and vice versa. All letters must be sent via the U.S. Postal Service to this address:

Your Child's Name
Catalina Island Camps
PO Box 5083
Avalon, CA 90704



Care Packages

Campers love getting care packages, but (and it's a big "but") we need your help in managing the amount of "stuff" that comes into our fragile island environment. Campers who receive multiple care packages from parents, family and friends often end up throwing away the majority of the items contained in those packages. Listed below are some care package guidelines to assist you:

- **Please limit your camper's care package(s) to one per week. You can help us by sharing this limit with friends and family.**
- We encourage you to order packages from "The Wrinkled Egg," a company that specializes in preparing packages for summer camps.
- No food or drink items are allowed. All packages are opened by a staff member and all food and drink items are disposed of. Please respect this policy; it is very difficult when parents/grandparents/friends try to be "cool" by breaking camp rules!
- Care packages cannot be sent to the same address as letters (our post office box is not large enough to hold them). Instead, packages should be sent via **UPS** or **FedEx** only. Please use the following address:

Your Child's Name
Catalina Island Camps
100 Howlands Landing
Avalon, CA 90704

Important Note!

There is no such thing as "overnight delivery" to Catalina Island, either via the post office, UPS or FedEx. Paying extra for overnight service may get things to camp faster, but it won't happen overnight!

E-Mail/Internet

Parents may send email to campers. Campers can handwrite letters that are emailed back. You can do all this through your online registration account. Detailed information on how to utilize this service will be emailed in June. Campers do not have access to the internet while at camp.



Telephones/Voicemail

There are no telephones at camp available for your child to call home, so please do not offer this as an option. If there is an emergency or problem with your child, we will contact you.

If you have questions about transportation, arrival/departure dates and times, directions to the boat terminal and/or Parents Day, please call our business office at (626) 296-4040. This office is open Monday – Friday, 9:00 AM – 5:00 PM.

We also have a voice mail system for parents. If you have a question that you feel would be best answered by a director or member of the administrative staff at camp, please call (626) 625-0233. When you leave a message on this voicemail, you will be contacted by an administrative staff member who will be able to assist you. This voicemail is monitored every day, 8:30 AM – 8:00 PM.

Emergency Contact

If an **emergency** should arise while your child is at camp, please choose one of the following options:

- Weekdays, 9:00 AM – 5:00 PM: Contact our business office at (626) 296-4040.
- Daily: Leave a message on the camp voice mail at (626) 625-0233. An administrative staff member at camp will return your call.



Parents Visiting Day

Parents Visiting Day provides parents and siblings with the opportunity to visit their camper, tour camp and get a taste of camp life. Approximately one-third to one-half of our campers will have a parent visit. These are regular program days, so campers without a parent visiting do not feel left out.

2019 Dates:

Sunday, June 30
Sunday, July 14
Sunday, July 28

Making Reservations:


Contact our business office at (626) 296-4040 to make your reservation. This should be done as soon as possible, as tickets are sold on a **first-come, first-served basis**. Please limit the number in your party – seats taken by friends, second cousins and your child's preschool teacher are seats not available to the next camper's mom and dad!

Boat Fares

When making your reservation, you will be asked for a credit card number to pay for transportation. The Parents Day boat will depart from the Catalina Express Terminal early on Sunday morning and will return late in the afternoon. Exact times will be provided when you make your reservation. Tickets are roundtrip only and are non-refundable. **Tickets are \$90 per person.**

Tips for enjoying your visit

- Make reservations well in advance.
- Allow plenty of time for freeway travel and locating a parking spot. Check in with the Catalina Island Camps staff member located in the snack bar area of the terminal. She will have your boat tickets.
- Wear comfortable clothing and shoes without heels. Bring a bathing suit and towel if you wish to swim or kayak. Bring a sweater or jacket for the return trip home – it can be cool in the late afternoon.
- **Leave all pets at home!**
- You are welcome to bring treats, but not more than your campers can share with their cabin while you are there. Campers are not allowed to keep any kind of food in their cabin.
- Be prepared to have fun! During your visit, you are welcome to hike, swim or just visit with your child. The camp sail and power boats are needed for regular camp activities and will not be available for visitors to use.
- Parking is \$18 per day.





Flight Info

Special Information for Campers Flying in From Other Areas

Each session we have many campers who live outside of the Los Angeles area. We provide transportation between Los Angeles International Airport (LAX) and the Catalina Express Terminal in San Pedro.

Making Flight Reservations

- Complete the online flight form before contacting the Travel agent.
- All Reservations must be made through our travel agents; please contact Jackie Purnell, Chris Johnson or Stefan Jenic at Frosch/Atrium 23 Travel (949) 662-1116 or Jackie.Purnell@frosch.com, Chris.Johnson@frosch.com, or Stefan.Jenic@frosch.com.
- Using frequent flyer miles? No problem – Jackie/Sandy can take care of that for you.
- Reservations must be made by **June 1, 2019**.



The fee for this service is \$100.00 per camper; regardless if they are flying one-way or round-trip. This covers additional costs incurred (staffing, bus rentals, etc.)

Arrival Day

Our staff will meet each camper at their arrival gate, or as close as possible, and assist them in claiming their luggage. Campers will call home to let their parents know they have arrived safely in Los Angeles. Their return flight information and cell phones will be collected by our staff for safekeeping until Departure Day. Once all of the campers have arrived, they will board a charter bus with staff for the trip to the Catalina Express terminal in San Pedro. At the boat terminal, campers will have lunch and meet their counselors and the other campers in their cabin groups.

Departure Day

Our charter bus will meet the campers at the boat terminal in San Pedro. They will load the bus with several staff members and return to the airport. There they will be met by additional staff who will have their flight information and cell phones. They will then be escorted to the appropriate airline for check-in and boarding. If you want your child to be able to purchase food at the airport on the way home, you can send some cash in an envelope marked with the camper's name and departure date. This will be stored with their return flight information and given to them at the airport. Campers will remain with staff members until their plane has boarded. Staff members remain in the terminal until the flight has departed.




What to Expect While at Camp

Daily Schedule

7:30 AM	Snooze You Lose (see below)
7:45 AM	Morning Flag
8:00 AM	Breakfast
8:45 AM	Cabin Clean-Up
9:20 AM	Activity Period #1
10:50 AM	Activity Period #2
12:15 PM	Lunch
1:00 PM	Cabin Time
2:00 PM	Activity Period #3
3:30 PM	Activity Period #4
4:50 PM	Shower Time
5:45 PM	Evening Flag
6:00 PM	Dinner
6:45 PM	Zone Time
7:30 PM	Evening Program
10:00 PM	Lights Out (varies by age group)


Waterfront Activities

- Kayaking
- Recreational Swimming
- Sailing
- Snorkeling
- Stand Up Paddle Boards
- Tidepooling
- Tubing
- Wakeboarding and Water Skiing (5th grade and older)



Land Activities

- Archery
- Archery Tag
- Arts & Crafts
- Climbing Wall
- High Ropes Course (5th grade and older)
- Hiking
- Nature
- Organic Garden & Composting
- Outdoor Cooking
- Recreation
- Riflery
- Tomahawks
- Zip-line (6th grade and older)



Snooze You Lose

Snooze You Lose is a CIC tradition. Each morning at 7:30 AM, Camp Director Tom Horner wakes up the camp with an energetic "Good morning, Catalina Island Camps!" over the camp loudspeaker. Campers then meet on the porch of the White House (AKA the Horner's cabin) for a trivia game. After breakfast, Tom holds a drawing for fabulous prizes!



Special Events

One Saturday morning per session, the entire camp comes together to participate in a themed special event.

Zone Time

Want to play basketball? Gaga? Soccer? Ping Pong? Are you interested in learning more about the sea life that makes its home at Howlands Landing? Do you love composting and working in the garden? Would you like to have some time to hang out with friends from other cabins? All of this happens at Zone Time! After dinner on most nights, staff members station themselves around camp and campers have the opportunity to participate in a variety of supervised, recreational activities.

Evening Program

At the end of Zone Time each night, a familiar tune will play over the camp loudspeaker (it may not be familiar to you now – but it will be by the end of your session!). This is your cue to meet up with your cabin group and counselor at a designated location to begin evening program. These programs may include the entire camp community (campfires, talent shows, movie night, dances) or smaller groups within the community (all Girls Camp/all Boys Camp, older campers/younger campers).

Hikes and Overnights

Exploring Catalina Island is a special part of your camp experience. Each week you'll have the opportunity to select a hike to various locations on the Island. Two week campers also have the chance to choose from a variety of overnight experiences.

Camp Store

Everyone loves the camp store! During the enrollment process, parents set up accounts for their campers. Campers have the opportunity to visit the store when their cabin is scheduled, usually 2-3 times each week. The store features CIC merchandise: sweatshirts, t-shirts, water bottles, hats and more. It also stocks things you might run out of – sunscreen, soap, shampoo, toothpaste, etc. And to help with that sweet tooth, the store sells candy and soda...but in a limited fashion. You don't want to ruin your dinner!



Setting Your Child Up To Succeed At Camp

We get lots of phone calls every spring from parents who are sending their kids to camp. We've put together this information based on the most frequently asked questions. We don't want to discourage you from calling (we love to talk with you!) but want to provide you with valuable information that will help you and your child to have a successful camp experience.

My child is really worried about getting homesick. What can I do to help?

Start by assuring him that most people feel anxious when they are in a strange, new environment. This is totally normal! Help him to focus on all the reasons he decided to go to camp in the first place: new friends, exciting activities, a chance to try new things. Here are some other ideas (keep in mind that different techniques work with different children):

- Share any positive experiences you may have had as a camper. Your excitement will be contagious!
- Find out how he defines "homesick". Lots of kids use that phrase as a catch-all, and with further exploration you find that they are concerned about much more specific things – not making friends, being picked on by other kids, not being able to do the activities. The more you know about what really scares him, the better you'll be able to calm his fears.
- If it seems to be a more general concern about being apart from his family, talk about ways to feel connected. Have him pack a few familiar objects – a favorite stuffed animal and a family photo or two. Writing letters can be helpful, so include plenty of stationery, envelopes and stamps. For kids who may have a hard time knowing what to write home about, provide daily topics for each letter (things like names and hometowns of new friends, description of his counselor, what was served for lunch, new activities tried, etc.).
- Give him ideas of ways to distract himself if he does start to feel sad...writing a letter, talking to a friend, getting involved in a game, etc.
- Send him mail! Campers love to get letters and funny cards, packages (with no food, of course!) and regular reminders that their parents are thinking about them. A few words of caution: if your family has done something that your camper would perceive as incredibly fun (e.g. a trip to Disneyland) it's not a good idea to include that in your letters. Also, avoid sharing any bad news. Believe it or not, we've had campers find out about family deaths and illnesses in letters from home!
- Encourage him to ask his counselor for help. Our staff are trained to work with children who are feeling homesick, but some kids hide their feelings so well that it isn't apparent that they are struggling. If he doesn't feel comfortable confiding in his counselor (this occasionally happens; kids see their counselors as "cool" and don't want them to think they aren't having a good time) remind him that he can talk to any of the directors. Since we're a little bit older (okay, some of us are a lot older!) some kids have an easier time sharing feelings of anxiety with us. We also have nurses in camp who are definite "mom" figures and are always available to the campers.
- Remember that the camp phones are not available for children to call home, so don't offer this as an option.
- Try not to give your child an "out" by telling him that he can come home if he isn't happy. All kids feel at least a little anxious their first day of camp; for some, the adjustment takes a day or two longer. It may seem that providing this kind of "safety net" would be a good thing, but what happens instead is those children give into their feelings immediately and don't give their coping mechanisms a chance to work. If you make this promise to your child, it will be next to impossible for you to convince your child to remain at camp if he wants to come home. If you are uncomfortable about not giving this option to your child, please call us!



What do you do at camp for homesick kids?

Many of the same things we encourage you as parents to do! The first rule of thumb is that busy campers don't have time to be sad, so we work really hard to keep everyone involved at all times. During slower times (i.e. meals, first thing in the morning, bedtime) counselors keep an extra eye out for signs that a camper may be having a difficult time. They then work to engage the camper in something to keep them focused on having fun. The second rule of thumb is that campers who feel connected to their counselor and their cabin group are less likely to feel homesick, so counselors spend a lot of time, especially in the beginning of the session, building cabin spirit and unity. If a camper is having a hard time, the counselor will talk with her and work with her to come up with ways to deal with the feelings she may be having.

Using these tools, we are able to provide a positive experience for almost all of our campers. However, on the rare occasion that difficulties continue (more than a day or two) the counselor will get additional help from their director. After the director has spoken with the counselor and the camper, a decision will be made about involving the camper's parents. We believe very strongly that we are partners with you in providing this experience for your children, so it would not be unusual for us to call and ask for your help.

Please know that it is very rare to have a child be so homesick that we can't work through it together. Most kids adjust and wind up having a fabulous time (they are often the ones crying on the last day because they are sure that they will be "campsick" once they get home). In the past, the only children who have left early have been those who were given that option by their parents prior to camp starting. And all of those parents felt badly, recognizing that they did not set their child up to succeed at camp.

Okay, I admit, I don't think my child will be homesick...I think I'll be the one who is "childsick!"

Again, this is totally normal and more common than you may think. We have a running joke about starting a Parent Support Group at the boat terminal in San Pedro. We would have all the veteran camp parents stay after the boat leaves to counsel and console the new camp parents. What the veteran camp parents always remind us of is the fact that they don't always stick around until the boat leaves...they meet their child's counselor, say hello to us, kiss their child good-bye and leave feeling confident that their child is about to have another wonderful camp experience.

Focus on the wonderful thing you are providing for your child...the opportunity to live and play in a new environment, gain independence and self-reliance, improve the ability to make new friends, develop the social skills required to live with a group of people you aren't related to...the list goes on and on. Try not to project your concerns onto your child; instead, call our office and talk with us about your concerns. We are more than happy to spend time talking with you and hopefully alleviating some of your fears.

My child is worried about not knowing anyone at camp. What can I tell him?

Start by reassuring him that many children come to camp on their own. You can also help by talking with him about the friends he has and how they became his friends. Discuss simple things like how to introduce yourself, and some basic questions that can be used to get to know new people. And since making new friends is one of the goals of our camp program, our staff focuses on that from the beginning. When you arrive at the boat terminal, you'll meet his counselor and the other children in his cabin together. The counselors help the campers introduce themselves to each other, and often begin playing simple get-to-know-you games right away. By the time we're ready to board the boat, the kids are so involved with each other that saying goodbye is quite easy. If your child still seems tentative, pull his counselor aside and let him know. If you have additional concerns, there are directors at the terminal that are available to you.

What if the other campers pick on my child?

Our goal is for every child who attends CIC to have a safe, positive camp experience. We define safe in physical, emotional and social terms. Behavior that affects another camper's experience in a negative way is not acceptable. Counselors are trained to help campers work together as a group, and will intervene if another camper or group of campers is picking on a camper or group of campers. If the behavior continues, a director becomes involved. We will call the parents of the campers misbehaving if the director's intervention does not result in changed behavior. In severe cases, we will send children home if they cannot act in a way that is appropriate for camp.

Because counselors cannot possibly see everything, encourage your child to talk to his counselor if another camper is picking on him when the counselor is not in the immediate area. Assure him that counselors are trained to handle these situations in a confidential manner. And if he's not comfortable talking with his counselor about it, remind him that the directors are always available to him.

What if my child gets hurt or becomes ill while at camp?

We are fortunate to have a dedicated, skilled group of doctors and nurses who volunteer to provide medical care for our campers each summer. One doctor and two nurses are at camp each session, rotating through a week at a time. The nurses dispense medications four times each day (after meals and at bedtime) and are able to accommodate campers who require meds at other times of the day as well. The nurses also provide primary first aid care for the campers, taking care of things like bug bites, scraped knees, bumps and bruises as well as sore throats, headaches and coughs and colds. The doctor is on site and available for consultation and is able to diagnose and prescribe medication if necessary.

If your child gets hurt at camp (beyond scrapes, bumps and bruises), a director and a member of the medical staff will call and let you know what happened and how it is being taken care of. If your child becomes ill at camp (needing more than a couple of tablets of ibuprofen or a cough drop), you would receive a call as well.

In the rare case of a severe emergency, we have access to Emergency Medical Services through the Baywatch unit stationed at Two Harbors, which is about fifteen minutes away by boat. We also have the capability to airlift a severely ill and/or injured child out of camp via helicopter.

It worries my child that there are camp activities that he has never tried. Can I assure him that he won't be laughed at or forced to do something that scares him?

Our camp program is based on a "challenge by choice" philosophy. While we want each camper to try new activities, we would never force a child to do something they didn't want to; we allow them to choose which challenges they want to meet. We have what we refer to as a "minimum level of participation" at each activity. For example, a child who did not want to go water skiing would be expected to put on their bathing suit and lifejacket and ride in the boat with the rest of their cabin group. A child who did not want to do the climbing wall would be expected to put on closed-toe shoes, go out to the wall with their cabin group, put on a harness and clip into the rope. They would then be allowed to un-clip, remove the harness and cheer on their cabinmates.

We have found that lots of kids say they don't like an activity or don't want to participate because they've never done it before and are afraid of looking silly. Once they see their counselor and/or the other kids in their group trying the activity, they almost always want to give it a try themselves.

In addition, we recognize that the majority of our campers do not have extensive (or any) experience with the activities that we offer. We provide instruction in each of our activities to help campers gain these new skills.



My child is well behaved and is not usually a discipline problem. What is the camp's policy if he does get into trouble?

Our first goal is to prevent behavior problems. Counselors take time during the first days of camp to help campers get to know each other. Together they discuss expectations and appropriate behavior while developing cabin rules and consequences. These rules are clearly stated, and counselors make sure that each camper in their cabin understands what is expected of them as well as what is not acceptable.

It is not uncommon for campers to cross the line into unacceptable behavior. Counselors combine skills brought to camp as well as those taught during staff training to help campers make any necessary adjustments. Depending on the specific situation, counselors will talk with the camper(s) involved and work with them to come to an acceptable solution.

If the problem continues, we utilize a system of progressive discipline that is well defined for our counselors. Counselors are taught to ask for assistance from our experienced staff of directors. Initially, the directors provide guidance and additional suggestions. If the counselor feels that more involvement is needed (or if the problem continues) a director sits down with the camper(s) and works on acceptable solutions to the problem.

At this stage, our directors may call a camper's parents. Since you know your child much better than we do, any insight that you can provide is appreciated. We occasionally find it helpful to allow you to talk with your child to reinforce the importance of what is being said at camp.

In more drastic (and rare!) cases, after we have worked through these steps, we will call parents to let them know that their child's behavior prohibits them from remaining at camp. In this situation, we will make arrangements for the camper to return to San Pedro via Catalina Express and will advise the parents of their camper's arrival time on the mainland.

Will my child have the opportunity to choose some of her own activities?

Yes and no. During a one-week session, cabin groups are scheduled into activities and there are no opportunities for individual choice. We want to make sure everyone gets to try everything at least once! During two-week sessions, we do offer a badgework program during the second week where campers have the chance to choose a few activities. These opportunities are limited for two reasons: 1) when kids choose their own activities, they tend to stick with what they know and not try new things, and 2) we feel that the true value of the camp experience revolves around living, working and playing together as a group.

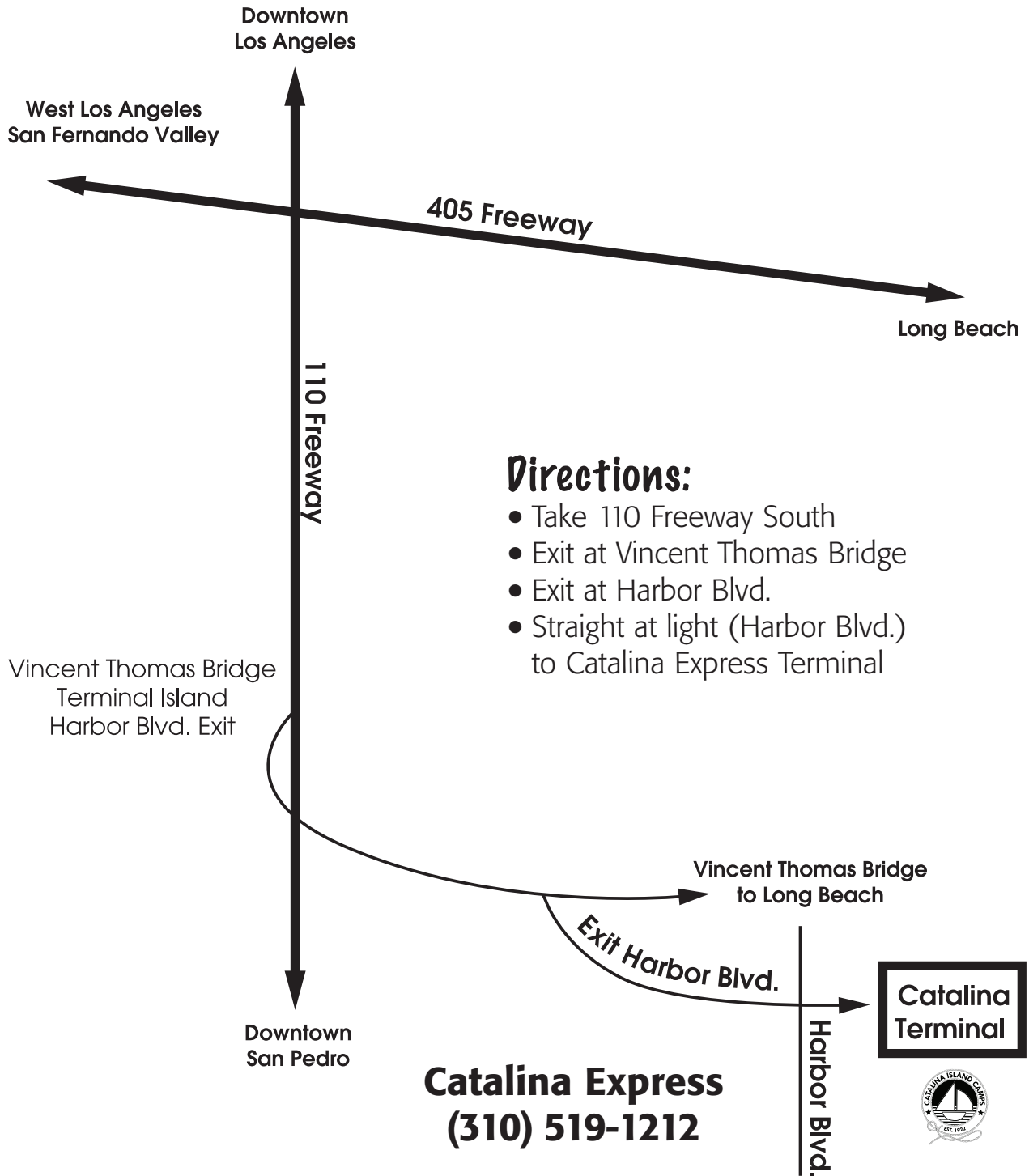
Our mission statement reads: "Catalina Island Camps develops life-long skills through fun and unique outdoor experiences in a community that cultivates respect for self, others, and the environment." Our camp community revolves around the cabin group, consisting of 8-10 campers of similar age and 2-3 staff members. These cabin groups live together, eat together, and participate in activities together. The relationships that develop as a result of this consistent group living environment are the most memorable and rewarding aspects of the camp experience. Campers learn to work as a team, solving problems, supporting and encouraging each other; they learn to respect each other's strengths and appreciate each other's differences. And since our counselors live and work with the same group of campers every day, the campers benefit from the close relationships that they form with their counselors. Our counselors take their jobs as role models very seriously and are aware of the impact they can have on the lives of their campers.

There are many camps where campers design their own schedules, whether by choosing activities when they enroll or on a regular basis once the camp session begins. These programs also provide wonderful opportunities for kids to learn; we just feel strongly that the group-centered approach provides greater opportunity for the development of valuable life skills (and besides, it's a lot of fun!!).

Notes:



Catalina Express Terminal San Pedro





A Note to Parents:

Sending your child off to summer camp for the first time can make even the hardest of parents feel nervous. While we've always respected the trust placed in us by our campers' parents, it wasn't until we became parents ourselves that we fully realized the incredible leap of faith required to put your child on a boat and wave good-bye, not knowing what lies ahead.

We hope that this handbook has helped you to feel confident about choosing Catalina Island Camps. We realize that many of you will have additional questions, so we encourage you to call and ask! Developing relationships with our camp families is very important to us, and we welcome the opportunity to get to know you better.

Our son Nick will celebrate his 23rd birthday this summer. It seems like just yesterday we were chasing a toddler around the beach...this summer he'll be on the Leadership Team. Time sure flies!

Through Nick's camp experiences, we learned firsthand what a nerve-wracking experience it can be to have limited contact with your child. Please don't hesitate to call us with your questions. We look forward to getting to know you and we hope that by getting to know us better, you'll feel a little less nervous when it comes time to wave good-bye!

Tom & Maria Horner
Camp Directors



Tom, Maria and Boo